

Signify Classified - Internal
Cooper Lighting Solutions Photometric Lab
1121 Highway 74 South
Peachtree City, GA 30269



Scaled data based on original data using
LM-79-08 Approved Method: Electrical and Photometric Measurements of Solid-
State Lighting Products

Test Report Prepared for
Cooper Lighting Solutions
(formerly Eaton)

Brand: STREETWORKS

Report Number: P867717

Luminaire Tested: **MEM2-HTN-SA-70-727-U-T4W-HSS**

Issue Date: 08/21/2024



Test Information

Test Method: LM-79-08
Report Number: P867717
Test Lab: INNOVATION CENTER(G3)
Issue Date: 08/21/2024
Manufacturer: COOPER LIGHTING SOLUTIONS (FORMERLY EATON)
Product Line: STREETWORKS
Catalog Number: MEM2-HTN-SA-70-727-U-T4W-HSS
Description: EPIC MODERN TALL HOUSING DISCRETE LED ARRAYS 70W 70CRI 2700K
FIXTURE w/ TYPE IV WIDE DISTRIBUTION OPTIC AND HOUSE SIDE SHIELD
Light Source: (20) 2700K CCT, 70 CRI LEDs
Ballast/Driver: ELECTRONIC DRIVER

Summary

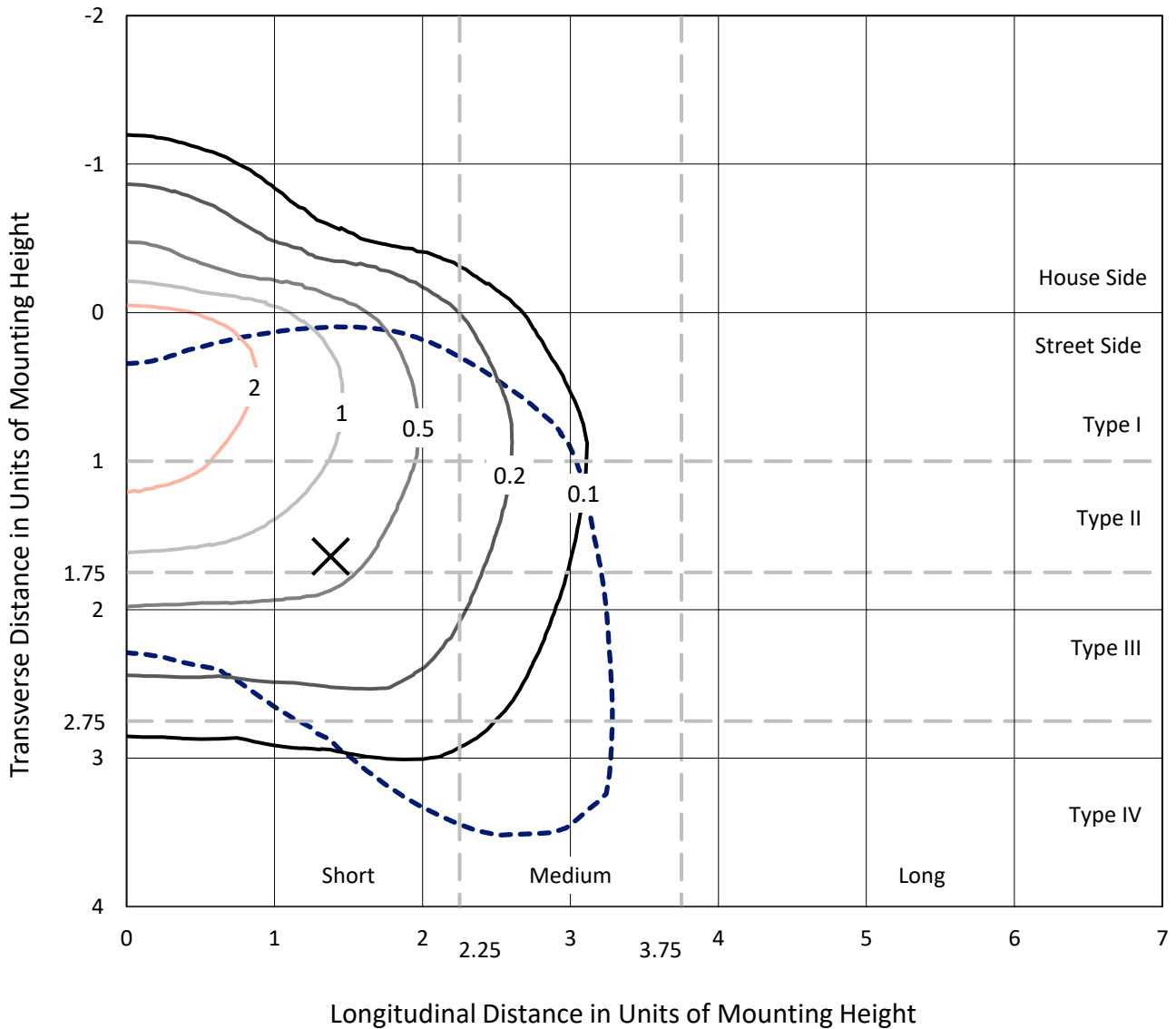
Lumens per Lamp: N/A
Luminaire Lumens: 6099.7 lumens
Efficiency: N/A
Efficacy: 100.0 lumens/watt
Luminous Opening: Rectangular (W 0.67' x L: 0.33' x H: 0')
IES Classification: Type IV - Short
BUG Rating: B1 - U0 - G2

Input Watts (W): 61
Input Voltage (V): 120
Input Current (A_{in}): NR
Voltage Rise (V): NR
Power Factor: 0.99
Total Harmonic Distortion (THDi): 9.89%
Frequency (hertz): 60
Stabilization Time: NR
Operation Time: NR
Ambient Temperature (°C): NR
Test Distance: 24 FT

REPORT NUMBER: P867717
 CATALOG NUMBER: MEM2-HTN-SA-70-727-U-T4W-HSS

Iso-Footcandle Lines of Horizontal Illumination

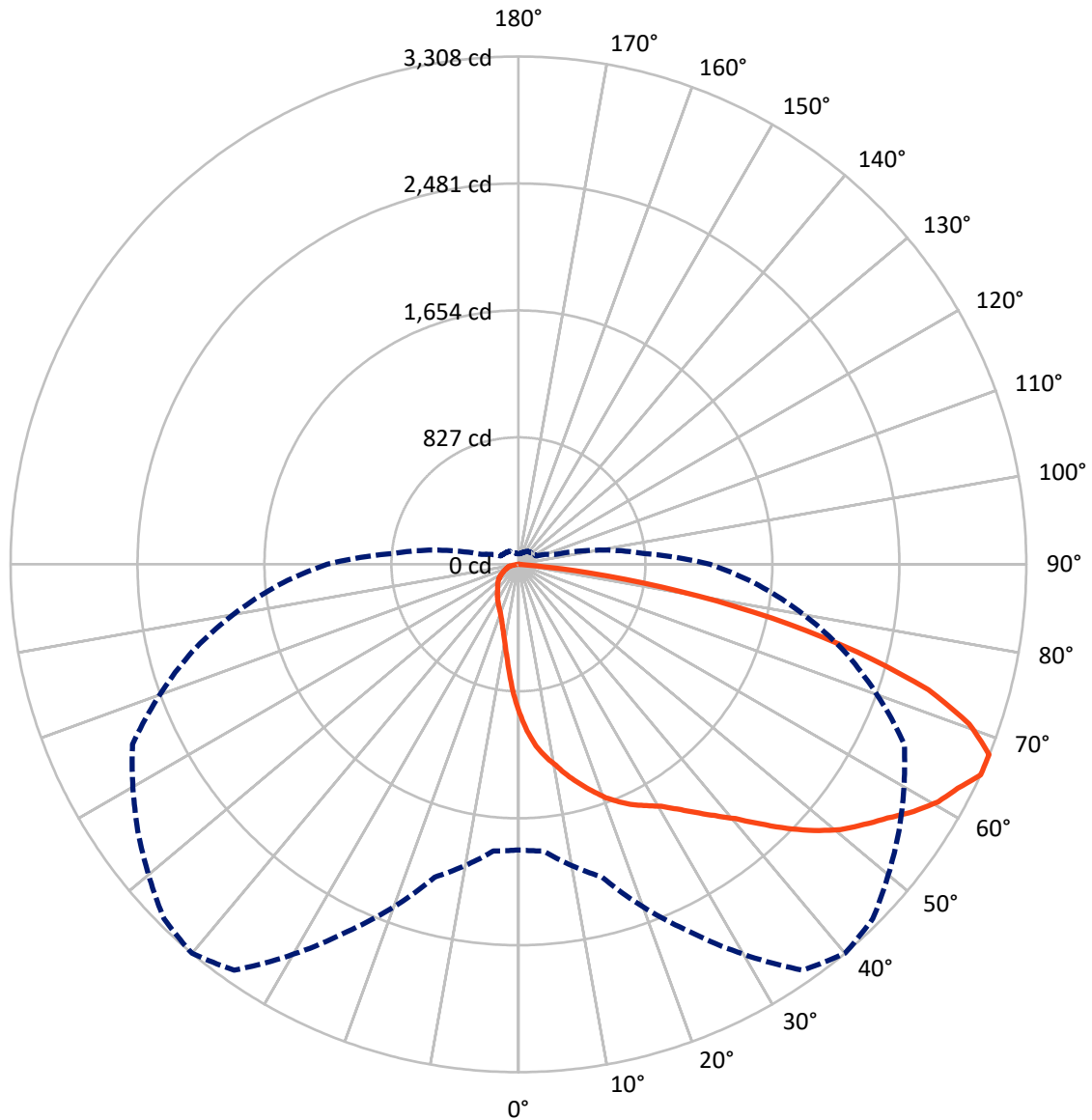
✕ Max cd
 - - - 1/2 Max cd



Based on 20 foot mounting height. Maximum calculated value = 3.5 fc
 Type IV - Short - N/A

REPORT NUMBER: P867717
CATALOG NUMBER: MEM2-HTN-SA-70-727-U-T4W-HSS

Luminous Intensity Polar Plot



— Vertical Plane Through 40-Deg Lateral - - - Horizontal Cone Through 65-Deg Vertical

REPORT NUMBER: P867717

CATALOG NUMBER: MEM2-HTN-SA-70-727-U-T4W-HSS

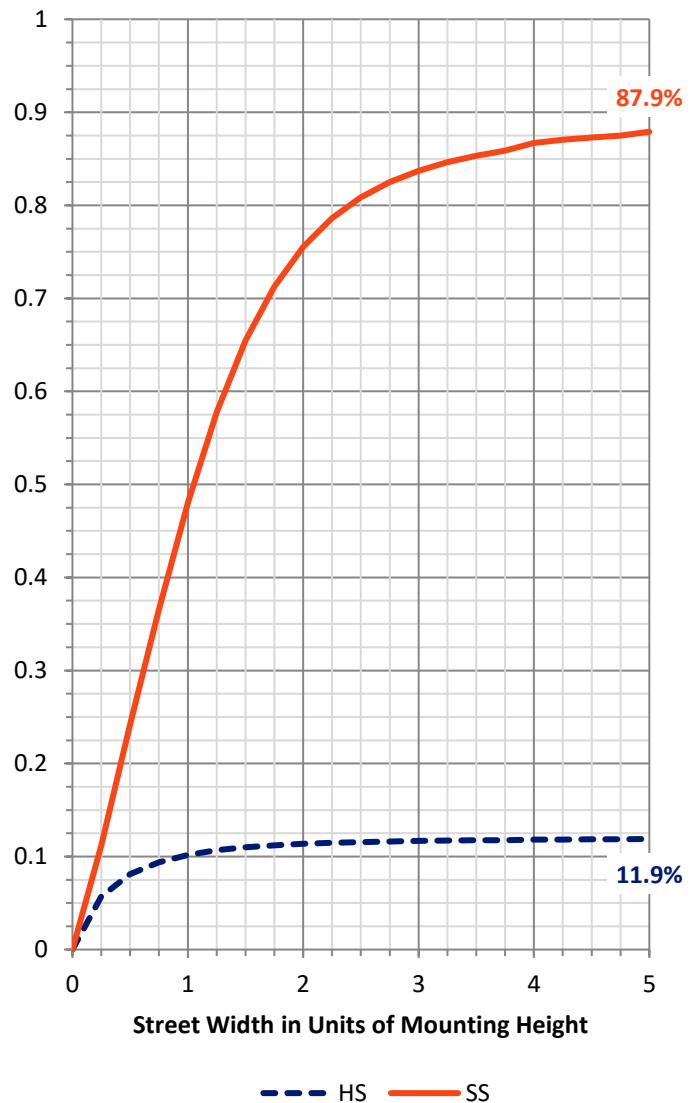
FLUX DISTRIBUTION:

		Downward	Upward	Total
House Side	Lumens	730.3	0.0	730.3
	% Fixture	12.0	0.0	12.0
Street Side	Lumens	5369.4	0.0	5369.4
	% Fixture	88.0	0.0	88.0
Total	Lumens	6099.7	0.0	6099.7
	% Fixture	100.0	0.0	100.0

Coefficient of Utilization

ZONAL LUMENS:

Zone	Lumens	% Fixture
0°-10°	90.8	1.5
10°-20°	272.9	4.5
20°-30°	469.5	7.7
30°-40°	709.7	11.6
40°-50°	1037.7	17.0
50°-60°	1325.4	21.7
60°-70°	1322.7	21.7
70°-80°	775.6	12.7
80°-90°	95.5	1.6
90°-100°	0.0	0.0
100°-110°	0.0	0.0
110°-120°	0.0	0.0
120°-130°	0.0	0.0
130°-140°	0.0	0.0
140°-150°	0.0	0.0
150°-160°	0.0	0.0
160°-170°	0.0	0.0
170°-180°	0.0	0.0
0°-90°	6099.7	100.0
0°-180°	6099.7	100.0



REPORT NUMBER: P867717

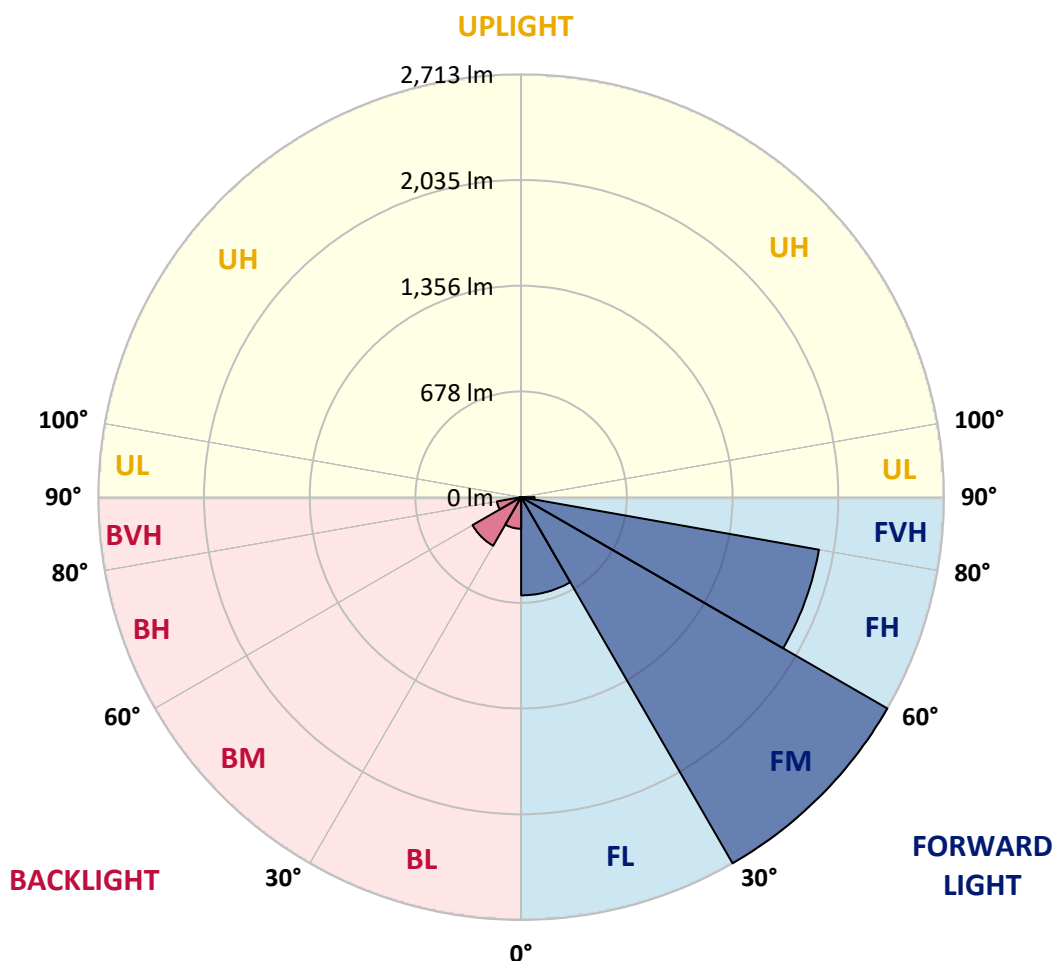
CATALOG NUMBER: MEM2-HTN-SA-70-727-U-T4W-HSS

LUMINAIRE CLASSIFICATION SYSTEM LUMEN TABLE AND BUG RATING:

Zone		Lumens	% Fixture	Zone Rating/Lumen Limit		
				B	U	G
FL	(0°-30°)	630.0	10.3			
FM	(30°-60°)	2712.9	44.5			
FH	(60°-80°)	1940.2	31.8			G2/5000
FVH	(80°-90°)	86.3	1.4			G1/100
BL	(0°-30°)	203.1	3.3	B1/500		
BM	(30°-60°)	359.8	5.9	B1/1000		
BH	(60°-80°)	158.1	2.6	B1/500		G1/500
BVH	(80°-90°)	9.2	0.2			G0/10
UL	(90°-100°)	0.0	0.0		U0/0	
UH	(100°-180°)	0.0	0.0		U0/0	

BUG Rating: B1-U0-G2

Type IV Short





REPORT NUMBER: P867717

CATALOG NUMBER: MEM2-HTN-SA-70-727-U-T4W-HSS

CANDELA DISTRIBUTION (FULL):

	0°	5°	15°	25°	35°	40°	45°	55°	65°	75°	85°
0°	969.6	969.6	969.6	969.6	969.6	969.6	969.6	969.6	969.6	969.6	969.6
2.5°	1131.2	1126.0	1115.7	1107.1	1095.1	1084.8	1074.5	1055.6	1031.5	1010.9	985.1
5°	1242.9	1234.3	1227.5	1217.2	1196.5	1187.9	1181.0	1141.5	1100.2	1057.3	1000.5
7.5°	1322.0	1328.9	1315.1	1299.7	1273.9	1263.6	1253.3	1213.7	1162.1	1100.2	1019.4
10°	1413.1	1414.9	1397.7	1378.8	1351.2	1330.6	1316.9	1268.7	1212.0	1143.2	1040.1
12.5°	1500.8	1500.8	1490.5	1463.0	1426.9	1408.0	1383.9	1328.9	1260.1	1179.3	1064.1
15°	1571.3	1574.7	1566.1	1545.5	1506.0	1480.2	1456.1	1392.5	1304.8	1220.6	1083.1
17.5°	1634.9	1633.2	1628.0	1609.1	1571.3	1550.7	1526.6	1456.1	1356.4	1253.3	1112.3
20°	1677.9	1677.9	1676.2	1665.8	1638.3	1622.9	1593.6	1519.7	1413.1	1301.4	1143.2
22.5°	1710.5	1708.8	1708.8	1710.5	1695.1	1679.6	1667.6	1593.6	1471.6	1342.6	1174.2
25°	1738.1	1736.3	1741.5	1744.9	1738.1	1734.6	1720.9	1664.1	1543.8	1390.8	1205.1
27.5°	1774.2	1779.3	1777.6	1777.6	1775.9	1779.3	1777.6	1729.5	1614.3	1442.4	1237.8
30°	1830.9	1839.5	1834.3	1827.4	1827.4	1829.2	1837.8	1806.8	1696.8	1506.0	1273.9
32.5°	1963.3	1954.7	1918.6	1894.5	1897.9	1899.6	1908.2	1891.1	1779.3	1578.2	1311.7
35°	2114.5	2104.2	2064.7	2009.7	1990.8	1983.9	1982.2	1971.9	1868.7	1655.5	1356.4
37.5°	2310.5	2314.0	2255.5	2176.4	2119.7	2076.7	2068.1	2045.8	1946.1	1726.0	1402.8
40°	2509.9	2496.2	2446.3	2369.0	2257.2	2178.2	2152.4	2121.4	2033.7	1799.9	1447.5
42.5°	2702.5	2676.7	2611.4	2527.1	2396.5	2310.5	2252.1	2212.5	2114.5	1880.7	1490.5
45°	2953.5	2879.6	2762.7	2687.0	2523.7	2453.2	2399.9	2312.2	2210.8	1961.5	1542.1
47.5°	3151.2	3008.5	2901.9	2869.2	2656.1	2590.7	2542.6	2420.5	2308.8	2052.7	1595.4
50°	3115.1	3027.4	3001.6	2972.4	2755.8	2716.2	2671.5	2544.3	2408.5	2148.9	1646.9
52.5°	3022.2	3032.6	3065.2	3015.4	2843.5	2816.0	2786.7	2676.7	2508.2	2228.0	1693.4
55°	2948.3	2969.0	3056.6	3041.2	2948.3	2917.4	2896.8	2807.4	2604.5	2300.2	1732.9
57.5°	2814.2	2797.0	2907.1	3085.9	3060.1	3036.0	3015.4	2944.9	2702.5	2351.8	1758.7
60°	2602.8	2539.2	2687.0	3030.8	3137.4	3140.9	3128.8	3048.0	2781.6	2351.8	1744.9
62.5°	2305.4	2245.2	2427.4	2846.9	3178.7	3211.4	3204.5	3084.1	2816.0	2300.2	1691.6
65°	1860.1	1873.9	2109.4	2638.9	3226.8	3307.6	3264.6	3025.7	2773.0	2200.5	1571.3
67.5°	1485.3	1526.6	1738.1	2369.0	3204.5	3305.9	3245.7	2860.6	2589.0	2061.2	1387.3
70°	1172.5	1200.0	1375.3	2004.5	3008.5	3115.1	3039.4	2607.9	2277.9	1846.4	1153.5
72.5°	916.3	942.1	1091.7	1604.0	2668.1	2791.9	2697.3	2267.5	1889.3	1566.1	916.3
75°	696.3	715.2	826.9	1236.1	2124.9	2279.6	2210.8	1815.4	1475.0	1239.5	701.4
77.5°	448.7	474.5	600.0	866.4	1500.8	1686.5	1695.1	1356.4	1060.7	895.7	515.7
80°	297.4	307.7	385.1	563.9	923.2	1067.6	1117.4	916.3	677.3	570.8	371.3
82.5°	123.8	137.5	183.9	283.7	462.4	464.2	531.2	386.8	275.1	242.4	156.4
85°	3.4	6.9	5.2	13.8	12.0	18.9	22.3	30.9	22.3	24.1	24.1
87.5°	0.0	0.0	1.7	1.7	3.4	3.4	3.4	3.4	3.4	5.2	3.4
90°	0.0	0.0	0.0	0.0	0.0	0.0	0.0	0.0	0.0	0.0	0.0



REPORT NUMBER: P867717

CATALOG NUMBER: MEM2-HTN-SA-70-727-U-T4W-HSS

CANDELA DISTRIBUTION (continued):

	90°	95°	105°	115°	125°	135°	145°	155°	165°	175°	180°
0°	969.6	969.6	969.6	969.6	969.6	969.6	969.6	969.6	969.6	969.6	969.6
2.5°	973.0	957.6	926.6	902.5	876.8	857.9	840.7	821.7	809.7	811.4	799.4
5°	973.0	943.8	881.9	826.9	777.1	740.9	701.4	670.5	648.1	644.7	655.0
7.5°	978.2	930.1	837.2	754.7	685.9	629.2	587.9	557.0	541.5	531.2	529.5
10°	983.3	919.7	796.0	691.1	605.1	543.2	507.1	472.8	455.6	453.9	448.7
12.5°	986.8	907.7	758.1	627.5	538.1	479.6	443.5	416.0	402.3	402.3	400.6
15°	998.8	904.3	718.6	579.4	486.5	429.8	398.8	376.5	367.9	362.7	361.0
17.5°	1009.1	897.4	684.2	531.2	440.1	390.2	361.0	345.5	337.0	333.5	331.8
20°	1024.6	894.0	651.6	491.7	405.7	357.6	335.2	321.5	316.3	312.9	312.9
22.5°	1040.1	890.5	618.9	457.3	376.5	333.5	312.9	300.8	295.7	294.0	292.3
25°	1059.0	888.8	591.4	428.1	350.7	314.6	295.7	285.4	278.5	275.1	275.1
27.5°	1077.9	890.5	563.9	398.8	328.4	297.4	278.5	266.5	261.3	254.4	256.2
30°	1103.7	892.2	541.5	374.8	309.4	280.2	263.0	247.6	240.7	237.2	237.2
32.5°	1129.5	899.1	519.2	352.4	290.5	266.5	245.8	232.1	223.5	221.8	220.0
35°	1157.0	904.3	498.6	333.5	275.1	251.0	230.4	216.6	209.7	208.0	208.0
37.5°	1187.9	912.9	483.1	316.3	259.6	235.5	216.6	202.9	197.7	196.0	196.0
40°	1220.6	926.6	471.0	300.8	247.6	221.8	204.6	192.5	189.1	187.4	187.4
42.5°	1253.3	938.7	460.7	288.8	235.5	209.7	196.0	183.9	178.8	178.8	178.8
45°	1284.2	947.2	450.4	276.8	223.5	201.1	185.7	175.4	170.2	170.2	170.2
47.5°	1311.7	955.8	434.9	264.7	211.5	189.1	177.1	166.8	161.6	161.6	161.6
50°	1340.9	961.0	417.8	249.3	199.4	180.5	168.5	156.4	153.0	151.3	151.3
52.5°	1365.0	961.0	395.4	233.8	185.7	168.5	158.2	147.8	142.7	139.3	139.3
55°	1382.2	961.0	371.3	214.9	171.9	158.2	147.8	137.5	130.7	125.5	125.5
57.5°	1392.5	955.8	343.8	192.5	158.2	144.4	137.5	125.5	111.7	101.4	98.0
60°	1383.9	940.4	314.6	168.5	142.7	132.4	127.2	111.7	92.8	87.7	87.7
62.5°	1347.8	904.3	285.4	147.8	130.7	120.3	115.2	98.0	84.2	79.1	79.1
65°	1246.4	816.6	249.3	128.9	116.9	110.0	103.1	87.7	75.6	68.8	68.8
67.5°	1098.5	704.8	208.0	113.5	104.9	99.7	94.6	79.1	67.0	60.2	60.2
70°	890.5	569.0	177.1	99.7	92.8	89.4	84.2	72.2	58.5	53.3	53.3
72.5°	699.7	447.0	147.8	89.4	86.0	79.1	75.6	63.6	53.3	48.1	48.1
75°	520.9	333.5	130.7	79.1	79.1	70.5	68.8	56.7	46.4	43.0	43.0
77.5°	383.4	247.6	113.5	68.8	68.8	61.9	58.5	49.9	43.0	39.5	39.5
80°	259.6	168.5	84.2	51.6	51.6	49.9	46.4	43.0	36.1	32.7	30.9
82.5°	110.0	70.5	41.3	25.8	24.1	18.9	15.5	12.0	12.0	10.3	10.3
85°	18.9	8.6	8.6	6.9	5.2	5.2	5.2	3.4	3.4	3.4	3.4
87.5°	3.4	3.4	3.4	3.4	3.4	3.4	1.7	1.7	1.7	1.7	1.7
90°	0.0	0.0	0.0	0.0	0.0	0.0	0.0	0.0	0.0	0.0	0.0

LM-79-2019: Approved Method: Electrical and Photometric Measurements of Solid-
State Lighting Products

Report Prepared for

Cooper Lighting Solutions

Streetworks

Report Number: SP1-2407-157-3

Test Date: 08/07/2024

Luminaire Tested: MEM2-HTN-SA-40-727-U-5WQ-2

Data in this report applies to families of products including MEM2-HTN-SA-40-727-U-5WQ-2

Test Information

Test Method: LM-79-2019
 Report Number: SP1-2407-157-3
 Test Lab: COOPER LIGHTING SOLUTIONS
 Photometer: SP1 - 76IN SPHERE
 Measurement Geometry: 4π
 Issue Date: 08/20/2024
 Manufacturer: COOPER LIGHTING SOLUTIONS
 Product Line: Streetworks
 Catalog Number: **MEM2-HTN-SA-40-727-U-5WQ-2**
 Description: Epic Modern Light Square 40W 5WQ Optic and Flare Trim

Spectral Parameters

CCT (K): 2747
 CIE u': 0.2606
 CIE v': 0.5257
 Duv: -0.0005
 CIE x: 0.4552
 CIE y: 0.4082
 CIE z: 0.1366
 Peak Wavelength (nm): 597
 Dominant Wavelength (nm): 584
 Purity: 59.16856
 Rf: 75.5
 Rg: 93.6

CRI (Ra):	71.7		
R1:	68.1	R9:	-35.3
R2:	83.9	R10:	64.2
R3:	94.7	R11:	61.7
R4:	66.3	R12:	53.9
R5:	67.4	R13:	71.2
R6:	78.7	R14:	97.6
R7:	75.0	R15:	59.3
R8:	39.4		



Test Conditions

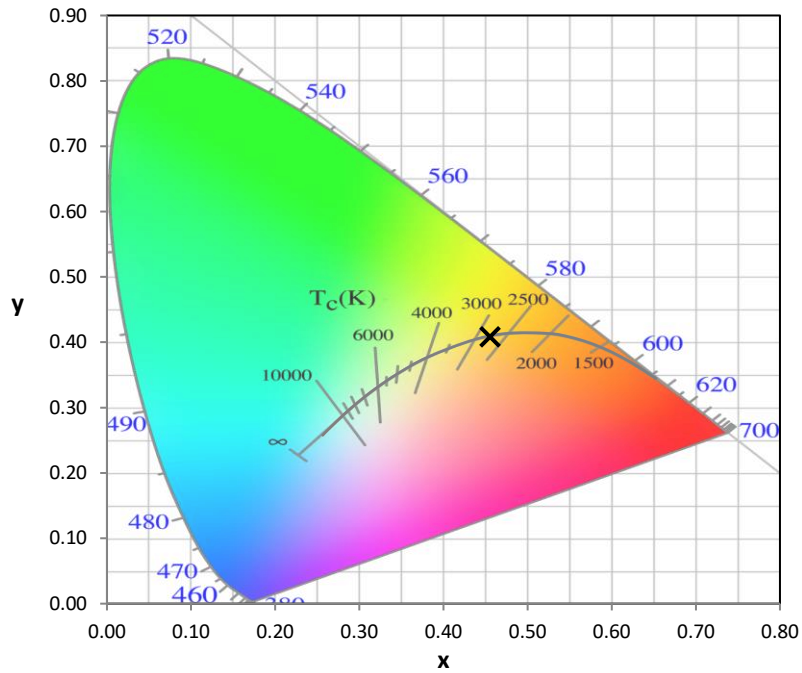
Stabilization Time: 22M
 Operation Time: 1H 22M
 Sphere Temperature (°C): 24.2

REPORT NUMBER: SP1-2407-157-3

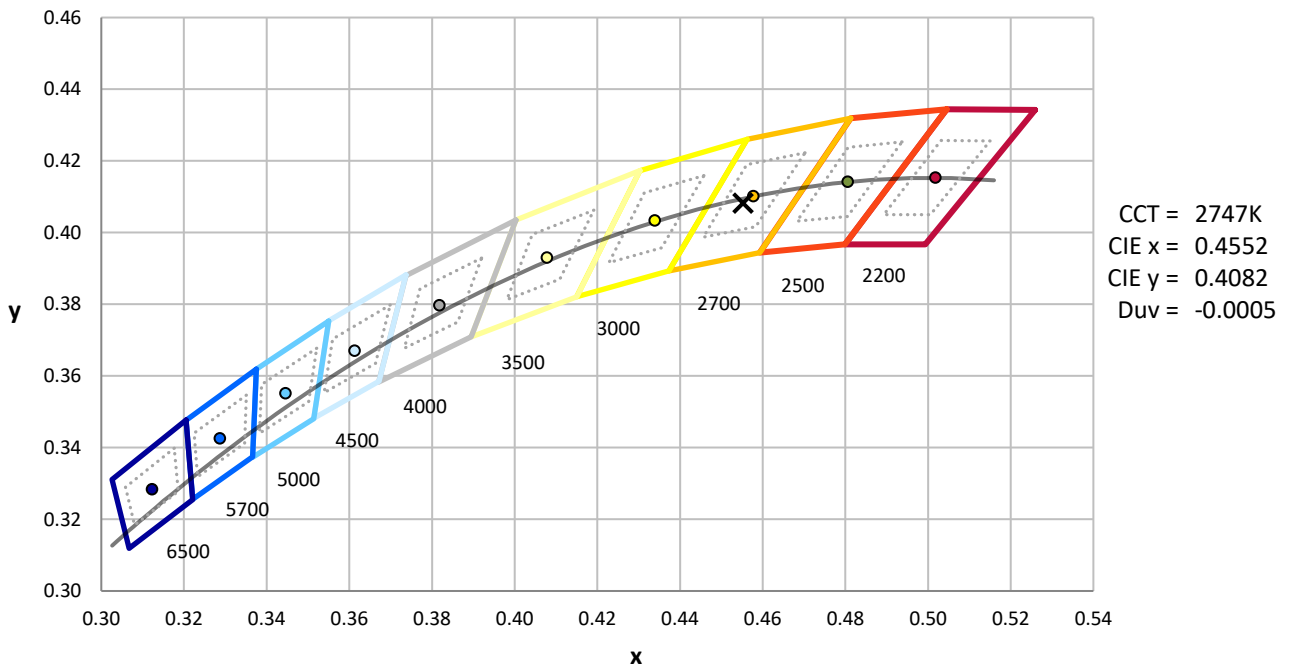
Measurement and Test Equipment			
Instrument	Identification Number	Calibration Date	Calibration Due Date
Photometer	IN0058	6/18/2024	12/18/2024
Power Meter	INXT2011004	2/8/2024	2/8/2025
AC Power Source	IN0063	10/24/2023	10/24/2024
DC Power Source	IN0208	10/24/2023	10/24/2024
Sphere Thermometer	IN0085	10/24/2023	10/24/2024
Room Thermometer	IN0046	10/24/2023	10/24/2024

REPORT NUMBER: SP1-2407-157-3

CIE 1931 Chromaticity Diagram



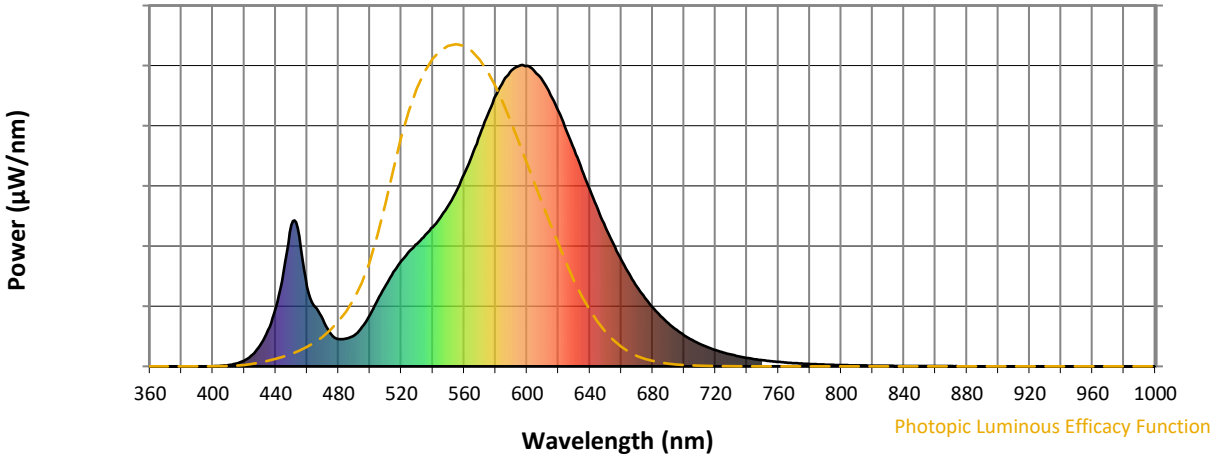
CIE 1931 Chromaticity Diagram with 2017 ANSI 7-Step and 4-Step Quadrangles



Point lies inside the ANSI 2700K 4-step quadrangle

REPORT NUMBER: SP1-2407-157-3

Photopic Flux vs. Wavelength



Photopic Lumens: NR

λ (nm)	Power W [^] /nm	Lumens (φ/nm)	λ (nm)	Power W [^] /nm	Lumens (φ/nm)	λ (nm)	Power W [^] /nm	Lumens (φ/nm)	λ (nm)	Power W [^] /nm	Lumens (φ/nm)	λ (nm)	Power W [^] /nm	Lumens (φ/nm)
360	0	NR	490	103	NR	620	846	NR	750	20	NR	880	0	NR
365	0	NR	495	130	NR	625	784	NR	755	17	NR	885	1	NR
370	0	NR	500	171	NR	630	720	NR	760	15	NR	890	0	NR
375	0	NR	505	221	NR	635	652	NR	765	13	NR	895	0	NR
380	0	NR	510	268	NR	640	587	NR	770	11	NR	900	0	NR
385	0	NR	515	313	NR	645	521	NR	775	9	NR	905	0	NR
390	0	NR	520	350	NR	650	461	NR	780	8	NR	910	0	NR
395	0	NR	525	381	NR	655	406	NR	785	7	NR	915	0	NR
400	0	NR	530	407	NR	660	353	NR	790	6	NR	920	0	NR
405	2	NR	535	435	NR	665	307	NR	795	5	NR	925	0	NR
410	4	NR	540	462	NR	670	264	NR	800	4	NR	930	0	NR
415	9	NR	545	496	NR	675	227	NR	805	4	NR	935	0	NR
420	20	NR	550	534	NR	680	196	NR	810	3	NR	940	0	NR
425	38	NR	555	582	NR	685	167	NR	815	3	NR	945	0	NR
430	69	NR	560	638	NR	690	144	NR	820	2	NR	950	0	NR
435	120	NR	565	700	NR	695	122	NR	825	2	NR	955	0	NR
440	193	NR	570	767	NR	700	103	NR	830	2	NR	960	0	NR
445	316	NR	575	836	NR	705	88	NR	835	2	NR	965	0	NR
450	469	NR	580	898	NR	710	74	NR	840	1	NR	970	0	NR
455	431	NR	585	947	NR	715	63	NR	845	1	NR	975	0	NR
460	264	NR	590	982	NR	720	54	NR	850	1	NR	980	0	NR
465	197	NR	595	997	NR	725	46	NR	855	1	NR	985	0	NR
470	155	NR	600	997	NR	730	39	NR	860	1	NR	990	0	NR
475	108	NR	605	978	NR	735	33	NR	865	1	NR	995	0	NR
480	90	NR	610	947	NR	740	28	NR	870	1	NR	1000	0	NR
485	92	NR	615	900	NR	745	24	NR	875	1	NR			

REPORT NUMBER: SP1-2407-157-3

Scotopic Flux vs. Wavelength



Scotopic Lumens: NR

S/P: 1.13

λ (nm)	Power W [^] /nm	Lumens (φ/nm)	λ (nm)	Power W [^] /nm	Lumens (φ/nm)	λ (nm)	Power W [^] /nm	Lumens (φ/nm)	λ (nm)	Power W [^] /nm	Lumens (φ/nm)	λ (nm)	Power W [^] /nm	Lumens (φ/nm)
360	0	NR	490	103	NR	620	846	NR	750	20	NR	880	0	NR
365	0	NR	495	130	NR	625	784	NR	755	17	NR	885	1	NR
370	0	NR	500	171	NR	630	720	NR	760	15	NR	890	0	NR
375	0	NR	505	221	NR	635	652	NR	765	13	NR	895	0	NR
380	0	NR	510	268	NR	640	587	NR	770	11	NR	900	0	NR
385	0	NR	515	313	NR	645	521	NR	775	9	NR	905	0	NR
390	0	NR	520	350	NR	650	461	NR	780	8	NR	910	0	NR
395	0	NR	525	381	NR	655	406	NR	785	7	NR	915	0	NR
400	0	NR	530	407	NR	660	353	NR	790	6	NR	920	0	NR
405	2	NR	535	435	NR	665	307	NR	795	5	NR	925	0	NR
410	4	NR	540	462	NR	670	264	NR	800	4	NR	930	0	NR
415	9	NR	545	496	NR	675	227	NR	805	4	NR	935	0	NR
420	20	NR	550	534	NR	680	196	NR	810	3	NR	940	0	NR
425	38	NR	555	582	NR	685	167	NR	815	3	NR	945	0	NR
430	69	NR	560	638	NR	690	144	NR	820	2	NR	950	0	NR
435	120	NR	565	700	NR	695	122	NR	825	2	NR	955	0	NR
440	193	NR	570	767	NR	700	103	NR	830	2	NR	960	0	NR
445	316	NR	575	836	NR	705	88	NR	835	2	NR	965	0	NR
450	469	NR	580	898	NR	710	74	NR	840	1	NR	970	0	NR
455	431	NR	585	947	NR	715	63	NR	845	1	NR	975	0	NR
460	264	NR	590	982	NR	720	54	NR	850	1	NR	980	0	NR
465	197	NR	595	997	NR	725	46	NR	855	1	NR	985	0	NR
470	155	NR	600	997	NR	730	39	NR	860	1	NR	990	0	NR
475	108	NR	605	978	NR	735	33	NR	865	1	NR	995	0	NR
480	90	NR	610	947	NR	740	28	NR	870	1	NR	1000	0	NR
485	92	NR	615	900	NR	745	24	NR	875	1	NR			

REPORT NUMBER: SP1-2407-157-3

Melanopic Flux vs. Wavelength



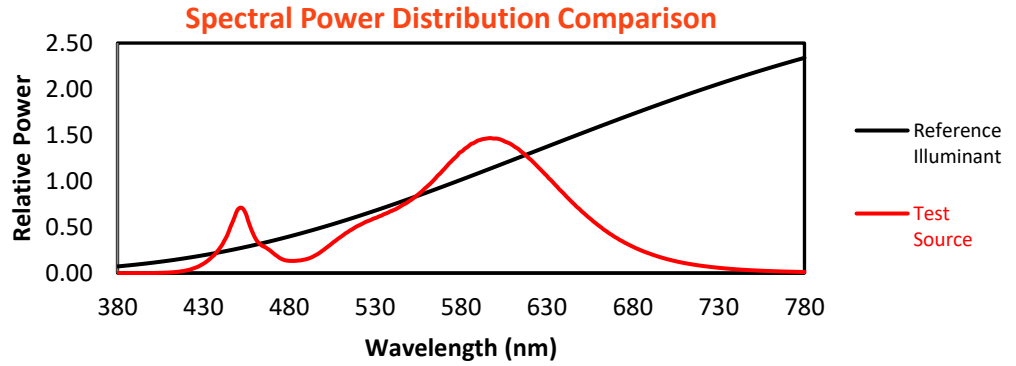
Melanopic Lumens: NR

M/P: 2.04

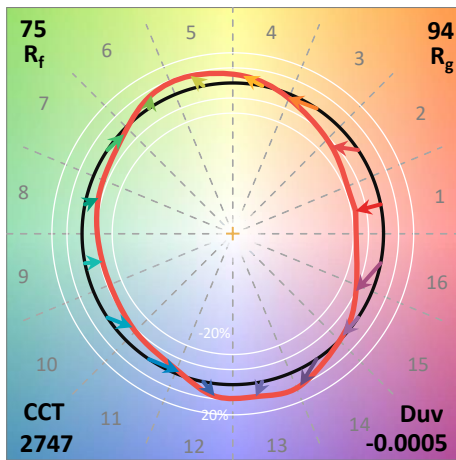
λ (nm)	Power W [^] /nm	Lumens (φ/nm)	λ (nm)	Power W [^] /nm	Lumens (φ/nm)	λ (nm)	Power W [^] /nm	Lumens (φ/nm)	λ (nm)	Power W [^] /nm	Lumens (φ/nm)	λ (nm)	Power W [^] /nm	Lumens (φ/nm)
360	0	NR	490	103	NR	620	846	NR	750	20	NR	880	0	NR
365	0	NR	495	130	NR	625	784	NR	755	17	NR	885	1	NR
370	0	NR	500	171	NR	630	720	NR	760	15	NR	890	0	NR
375	0	NR	505	221	NR	635	652	NR	765	13	NR	895	0	NR
380	0	NR	510	268	NR	640	587	NR	770	11	NR	900	0	NR
385	0	NR	515	313	NR	645	521	NR	775	9	NR	905	0	NR
390	0	NR	520	350	NR	650	461	NR	780	8	NR	910	0	NR
395	0	NR	525	381	NR	655	406	NR	785	7	NR	915	0	NR
400	0	NR	530	407	NR	660	353	NR	790	6	NR	920	0	NR
405	2	NR	535	435	NR	665	307	NR	795	5	NR	925	0	NR
410	4	NR	540	462	NR	670	264	NR	800	4	NR	930	0	NR
415	9	NR	545	496	NR	675	227	NR	805	4	NR	935	0	NR
420	20	NR	550	534	NR	680	196	NR	810	3	NR	940	0	NR
425	38	NR	555	582	NR	685	167	NR	815	3	NR	945	0	NR
430	69	NR	560	638	NR	690	144	NR	820	2	NR	950	0	NR
435	120	NR	565	700	NR	695	122	NR	825	2	NR	955	0	NR
440	193	NR	570	767	NR	700	103	NR	830	2	NR	960	0	NR
445	316	NR	575	836	NR	705	88	NR	835	2	NR	965	0	NR
450	469	NR	580	898	NR	710	74	NR	840	1	NR	970	0	NR
455	431	NR	585	947	NR	715	63	NR	845	1	NR	975	0	NR
460	264	NR	590	982	NR	720	54	NR	850	1	NR	980	0	NR
465	197	NR	595	997	NR	725	46	NR	855	1	NR	985	0	NR
470	155	NR	600	997	NR	730	39	NR	860	1	NR	990	0	NR
475	108	NR	605	978	NR	735	33	NR	865	1	NR	995	0	NR
480	90	NR	610	947	NR	740	28	NR	870	1	NR	1000	0	NR
485	92	NR	615	900	NR	745	24	NR	875	1	NR			

Summary

$R_f = 75.5$
 $R_g = 93.6$
 $CIE R_a = 71.7$
 $R_9 = -35.3$



Color Vector Graphics

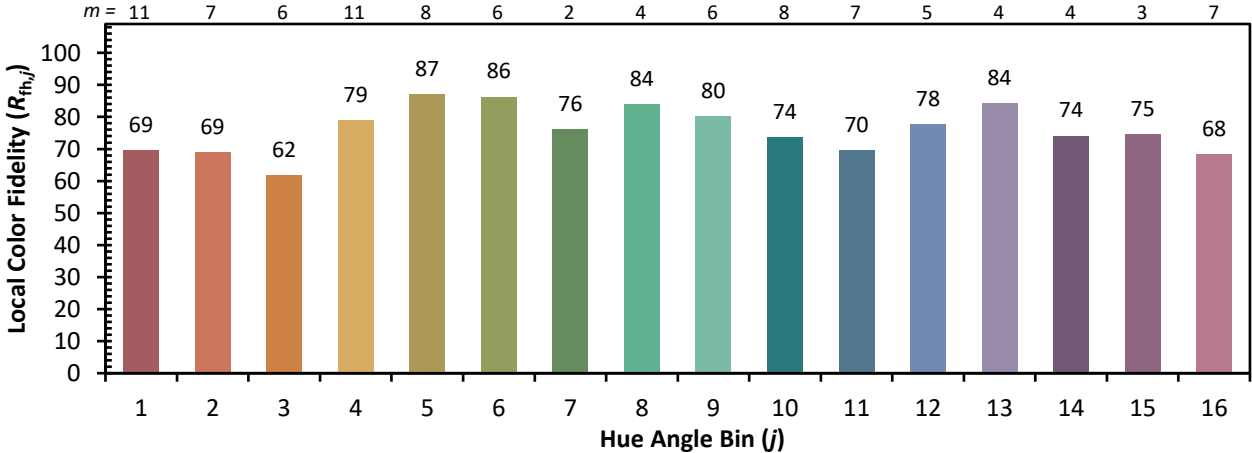


Individual Sample Fidelity Index ($R_{f,i}$)

CES01 = 86	CES26 = 68	CES51 = 87	CES76 = 63
CES02 = 63	CES27 = 90	CES52 = 85	CES77 = 79
CES03 = 31	CES28 = 87	CES53 = 78	CES78 = 66
CES04 = 71	CES29 = 71	CES54 = 86	CES79 = 87
CES05 = 50	CES30 = 85	CES55 = 84	CES80 = 85
CES06 = 52	CES31 = 74	CES56 = 75	CES81 = 67
CES07 = 42	CES32 = 66	CES57 = 75	CES82 = 93
CES08 = 41	CES33 = 80	CES58 = 76	CES83 = 91
CES09 = 29	CES34 = 79	CES59 = 85	CES84 = 89
CES10 = 77	CES35 = 89	CES60 = 90	CES85 = 72
CES11 = 60	CES36 = 93	CES61 = 81	CES86 = 59
CES12 = 66	CES37 = 88	CES62 = 91	CES87 = 77
CES13 = 43	CES38 = 93	CES63 = 77	CES88 = 79
CES14 = 74	CES39 = 97	CES64 = 67	CES89 = 65
CES15 = 72	CES40 = 93	CES65 = 66	CES90 = 80
CES16 = 48	CES41 = 93	CES66 = 63	CES91 = 80
CES17 = 51	CES42 = 89	CES67 = 61	CES92 = 55
CES18 = 57	CES43 = 78	CES68 = 68	CES93 = 72
CES19 = 73	CES44 = 99	CES69 = 78	CES94 = 48
CES20 = 67	CES45 = 85	CES70 = 63	CES95 = 66
CES21 = 88	CES46 = 81	CES71 = 61	CES96 = 76
CES22 = 80	CES47 = 86	CES72 = 86	CES97 = 81
CES23 = 92	CES48 = 74	CES73 = 56	CES98 = 76
CES24 = 91	CES49 = 79	CES74 = 93	CES99 = 64
CES25 = 73	CES50 = 86	CES75 = 66	



Color Rendition by Hue-Angle Bin



Measure Comparisons



(END OF REPORT)